

# RIVET RACKING

**Offers incredible value for money, whilst offering amazing strength and rigidity.**

The system is simple to build with all parts being tapped together using a rubber mallet. All components are joined via the heavy duty rivet and key hole slot which offers a simple and effective way to assemble the racking.

There are no nuts and bolts and the bays require no bracing therefore offering uninterrupted access on all four sides. Bays are available in various heights up to 3660mm high.

With the average time to assemble a bay being just 5 minutes, you will be amazed at how easy it is to create large installations in no time at all. All bays are ready for immediate dispatch and will be delivered in 5 working days.

- **Best Selling system**  
Offers the widest choice of sizes, all at great value
- **Easy to build and re-configure**  
Simply tap together with a rubber mallet
- **Strong and sturdy**  
With shelf capacities up to 600kgs, it easily copes with heavy goods
- **No nuts, bolts or screws**  
Simple and quick to erect, with no fuss
- **Strong epoxy paint finish**  
Designed to give years of service and withstand heavy use
- **Will suit any application**  
Versatile and expandable, suits a wide range of industries
- **Guaranteed delivery in 5 days**  
There when you need it, without fail

scan for  
videos/assembly



storagecatalogue.co.uk  
/rivet



### Heavy & Medium Rivet

Incredible value for money, amazing strength and rigidity. Bays come complete with 3 or more levels and have a central deck support on bays 1220mm to 2135mm wide, whilst 2440mm wide bays have two per level.



### J Rivet

Our J rivet system has unbeatable strength at an incredible price. It is also manufactured to the highest quality. The shallow J beam profile (only 30mm thick) gives increased storage capacity whilst maintaining excellent strength.

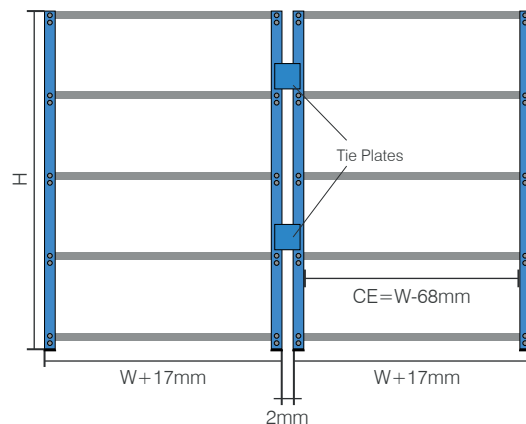


Heights	Widths	Depths	Application	Construction	Loadings
Standard Bay Height (mm) <b>1830</b>	<b>Heavy Rivet</b> Widths (mm) <b>915, 1220, 1525, 1830, 2135, 2440</b>	<b>Heavy Rivet</b> Depths (mm) <b>305, 457, 610, 762, 915, 1220</b>	Environment <b>Warehouse, Storeroom, Workshop</b>	Uprights: <b>Steel</b> Blue RAL5010	<b>Heavy Rivet</b> Shelf UDL <b>400-600kg</b>
Other Available Heights (mm) <b>1980, 2135, 2440, 2745, 3050, 3660</b>	<b>Medium Rivet</b> Widths (mm) <b>1830</b>	<b>Medium Rivet</b> Depths (mm) <b>305, 457, 610, 762, 915, 1220</b>	Usage <b>Multipurpose Storage, Heavy &amp; Bulky Items, Archiving, Garment Storage, Reel Storage</b>	Beams: <b>Steel</b> Grey RAL7038 **Orange RAL2002	<b>Medium Rivet</b> Shelf UDL <b>230-300kg</b>
Uprights can be cut to a specific size	<b>J Rivet</b> Widths (mm) <b>915, 1220</b>	<b>J Rivet</b> Depths (mm) <b>305, 457, 610</b>		Shelves/Decks <b>Chipboard 15-16mm</b>	<b>J Rivet</b> Shelf UDL <b>120-150kg</b>
				**Heavy Rivet Only	Max Bay Load <b>up to 2800kg</b>

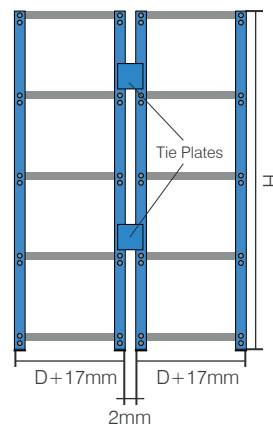
# Design and plan your Rivet Racking layout

## Calculating Exact Dimensions of the Bay & Run of Bays

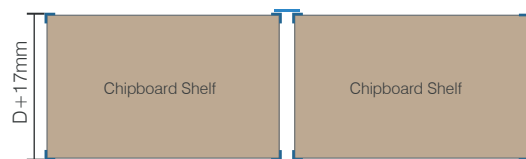
Front View (side by side connected bays)



Side View (back to back connected bays)



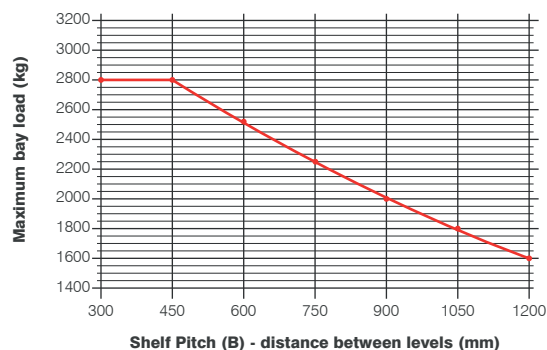
Footprint



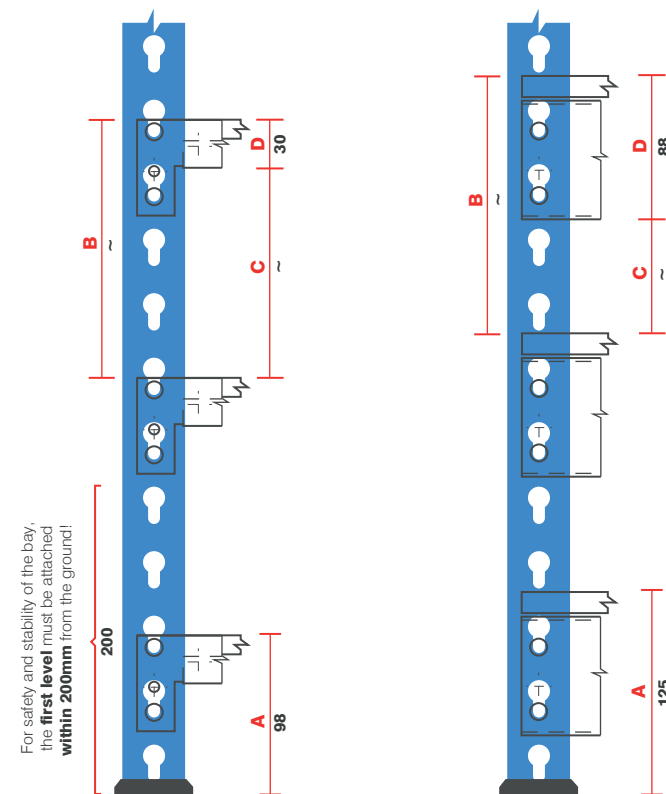
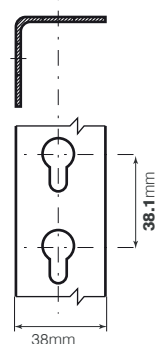
**H** Nominal Height\*  
**W** Nominal Width\*  
**D** Nominal Depth\*  
**CE** Clear Entry between uprights

\* Dimensions used in price tables

## Rivet Racking Bay Loading (kgs)



## Rivet Upright



For safety and stability of the bay, the first level must be attached within 200mm from the ground!

	J Rivet	Heavy Rivet
<b>A</b>	98mm	125mm
<b>B</b>	see below ① how to calculate exact Shelf Pitch	
<b>C</b>	B minus D	B minus D
<b>D</b>	30mm	88mm

**A** Minimum First Shelf Level Height  
**B** Shelf Pitch - Distance between levels  
**C** Clear Entry - Useable space between shelf levels  
**D** Shelf Thickness - Beam and chipboard

## ① How can you calculate exact Shelf Pitch (B)

Height of item stored + Shelf Thickness divided by **38.1**  
 = Round decimal up to the next whole number and multiply by **38.1**

e.g. 320mm (Height of stored items) + 88mm (Heavy Rivet) / 38.1  
 = 10.7 rounded to 11 x 38.1 = 419.1mm Shelf Pitch

We have multiple solutions to different storage problems, if you are unsure what's best for you, please contact us.

www.richardsonsuk.co.uk | sales@richardsonsuk.co.uk | Tel: 01642 242228



# Rivet Racking accessories and components

## 1. J Rivet Beam



Decking is flush with the top of the beam

## 2. Notched Side Beam



Used with tubes to create rails

## 3. Rivet Upright



Uprights can be up to 3660mm high

## 4. Tie Plate



Connects two bays together

## 5. Plastic Feet



Comes as a standard with every bay

## 6. Metal Foot




Allows the bay to be floor fixed

## 7. Heavy Rivet Beam



Decking sits on top of the beam


## 8. Tray Shelf



Reversed medium rivet 'L' beams



## 11. Deck Support



Adds strength to shelf levels

## 10. Wall Bracket



Allows the bay to be wall fixed

## 9. Chipboard Deck



Rivet Racking uses 15mm and 16mm decks



Turn to Page 162 for Labelling & Ticketing

Rivet Racking can be further enhanced with mobile accessories, providing another range of solutions.

[www.richardsonsuk.co.uk](http://www.richardsonsuk.co.uk) | [sales@richardsonsuk.co.uk](mailto:sales@richardsonsuk.co.uk) | Tel: 01642 242228





# Industrial racking for any application



## Bay Colour Options

-  For **Blue Uprights with Orange Shelves** add /BO to the end of your chosen price code.
-  For **Blue Uprights with Grey Shelves** add /BG to the end of your chosen price code.



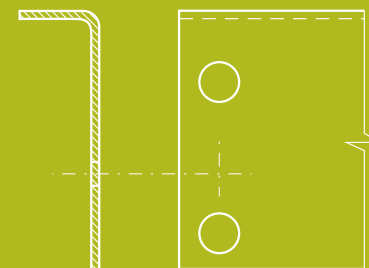
Rivet Racking 1830 x 1830 x 610mm Blue/Grey +Deck Support Detail

## HEAVY RIVET

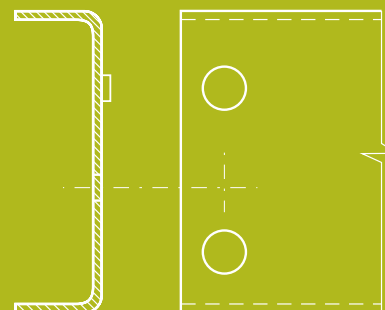
**Heavy duty industrial racking that meets the demands of any warehouse, storeroom and workshop.**

Rivet Racking offers incredible value for money with amazing strength and rigidity. The quality of the materials used and robust construction ensures it will meet the rigors of the toughest workplace.

The vast range of bay sizes allows for a solution to meet your storage needs and the available space. Flexibility of wide open bays and large shelf capacities enable products of varying weights and dimensions to be easily stored within a single system.



Heavy Rivet beam profile 915, 1220 & 1525 wide



Heavy Rivet beam profile 1830, 2135 & 2440 wide

Rubber Mallet	Tie Plate	Wall Bracket	Metal Feet	Floor Fixing
				
MALLET £5.51	RR8/SET4 Set of 4 £5.07	RR5/WBKT £1.43	RR5/SET4 Set of 4 £5.73	FFM8X50 M8x50 £1.60

If you'd like the Heavy Rivet in blue/orange, use code 'BO' when placing the order.

[www.richardsonsuk.co.uk](http://www.richardsonsuk.co.uk) | [sales@richardsonsuk.co.uk](mailto:sales@richardsonsuk.co.uk) | Tel: 01642 242228



Turn to Page 163 for Labelling & Ticketing

# Wide open bays with heavy duty shelves

Pricing based on **3 levels**

Wide Open Bays					+Add Extra Shelves	
	H x W x D (mm)	Bay Code	Shelf Load (kg)	Bay Price	Shelf Code	Additional Shelf Price
W915mm	1830 x 915 x 305	RRB/18/09/03/3	600	<b>£118.46</b>	RRS/09/03	<b>£27.07</b>
	1830 x 915 x 457	RRB/18/09/04/3	600	<b>£133.29</b>	RRS/09/04	<b>£33.41</b>
	1830 x 915 x 610	RRB/18/09/06/3	600	<b>£147.13</b>	RRS/09/06	<b>£39.41</b>
	1830 x 915 x 762	RRB/18/09/07/3	600	<b>£165.26</b>	RRS/09/07	<b>£46.86</b>
	1830 x 915 x 915	RRB/18/09/09/3	600	<b>£189.57</b>	RRS/09/09	<b>£56.28</b>
	1830 x 915 x 1220	RRB/18/09/12/3	550	<b>£222.54</b>	RRS/09/12	<b>£69.84</b>
W1220mm	1830 x 1220 x 305	RRB/18/12/03/3	550	<b>£147.35</b>	RRS/12/03	<b>£33.90</b>
	1830 x 1220 x 457	RRB/18/12/04/3	550	<b>£169.67</b>	RRS/12/04	<b>£41.34</b>
	1830 x 1220 x 610	RRB/18/12/06/3	550	<b>£191.01</b>	RRS/12/06	<b>£48.45</b>
	1830 x 1220 x 762	RRB/18/12/07/3	550	<b>£217.80</b>	RRS/12/07	<b>£57.39</b>
	1830 x 1220 x 915	RRB/18/12/09/3	550	<b>£249.39</b>	RRS/12/09	<b>£67.91</b>
	1830 x 1220 x 1220	RRB/18/12/12/3	550	<b>£297.01</b>	RRS/12/12	<b>£83.79</b>
W1525mm	1830 x 1525 x 305	RRB/18/15/03/3	500	<b>£172.49</b>	RRS/15/03	<b>£42.28</b>
	1830 x 1525 x 457	RRB/18/15/04/3	500	<b>£199.11</b>	RRS/15/04	<b>£51.16</b>
	1830 x 1525 x 610	RRB/18/15/06/3	500	<b>£224.74</b>	RRS/15/06	<b>£59.70</b>
	1830 x 1525 x 762	RRB/18/15/07/3	500	<b>£250.87</b>	RRS/15/07	<b>£68.41</b>
	1830 x 1525 x 915	RRB/18/15/09/3	500	<b>£285.93</b>	RRS/15/09	<b>£80.10</b>
	1830 x 1525 x 1220	RRB/18/15/12/3	500	<b>£340.51</b>	RRS/15/12	<b>£98.29</b>
W1830mm	1830 x 1830 x 305	RRB/18/18/03/3	500	<b>£211.35</b>	RRS/18/03	<b>£55.24</b>
	1830 x 1830 x 457	RRB/18/18/04/3	500	<b>£241.61</b>	RRS/18/04	<b>£65.32</b>
	1830 x 1830 x 610	RRB/18/18/06/3	500	<b>£270.72</b>	RRS/18/06	<b>£75.03</b>
	1830 x 1830 x 762	RRB/18/18/07/3	500	<b>£300.16</b>	RRS/18/07	<b>£84.84</b>
	1830 x 1830 x 915	RRB/18/18/09/3	500	<b>£338.69</b>	RRS/18/09	<b>£97.68</b>
	1830 x 1830 x 1220	RRB/18/18/12/3	450	<b>£400.21</b>	RRS/18/12	<b>£118.19</b>
W2135mm	1830 x 2135 x 305	RRB/18/21/03/3	450	<b>£236.82</b>	RRS/21/03	<b>£63.72</b>
	1830 x 2135 x 457	RRB/18/21/04/3	450	<b>£270.55</b>	RRS/21/04	<b>£74.97</b>
	1830 x 2135 x 610	RRB/18/21/06/3	450	<b>£302.97</b>	RRS/21/06	<b>£85.77</b>
	1830 x 2135 x 762	RRB/18/21/07/3	450	<b>£336.04</b>	RRS/21/07	<b>£96.80</b>
	1830 x 2135 x 915	RRB/18/21/09/3	450	<b>£378.05</b>	RRS/21/09	<b>£110.80</b>
	1830 x 2135 x 1220	RRB/18/21/12/3	425	<b>£446.35</b>	RRS/21/12	<b>£133.57</b>
W2440mm	1830 x 2440 x 305	RRB/18/24/03/3	400	<b>£267.58</b>	RRS/24/03	<b>£73.98</b>
	1830 x 2440 x 457	RRB/18/24/04/3	400	<b>£307.76</b>	RRS/24/04	<b>£87.37</b>
	1830 x 2440 x 610	RRB/18/24/06/3	400	<b>£346.96</b>	RRS/24/06	<b>£100.44</b>
	1830 x 2440 x 762	RRB/18/24/07/3	400	<b>£402.19</b>	RRS/24/07	<b>£118.85</b>
	1830 x 2440 x 915	RRB/18/24/09/3	400	<b>£453.62</b>	RRS/24/09	<b>£135.99</b>
	1830 x 2440 x 1220	RRB/18/24/12/3	400	<b>£540.45</b>	RRS/24/12	<b>£164.93</b>

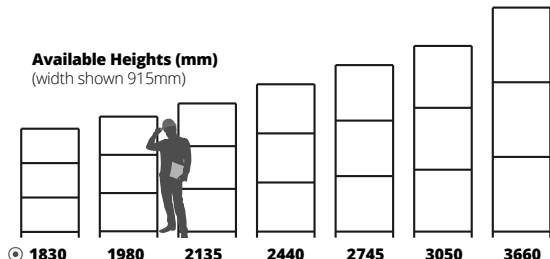
① Price includes three levels, uprights, plastic feet, face and side beams, deck supports\* and chipboard decks for all levels (\*except 915mm wide).




① Rivet Racking 1830 x 1525 x 762mm Blue/Orange

+For Taller Bays Add Price

Extra Height	Code	Price
bays 1980mm	RRB/19/-/-/-4	<b>£3.97</b>
bays 2135mm	RRB/21/-/-/-4	<b>£7.06</b>
bays 2440mm	RRB/24/-/-/-4	<b>£14.33</b>
bays 2745mm	RRB/27/-/-/-4	<b>£20.51</b>
bays 3050mm	RRB/30/-/-/-4	<b>£29.55</b>
bays 3660mm	RRB/36/-/-/-4	<b>£41.90</b>



Fully adjustable, multi-purpose, heavy duty storage



● Rivet Racking 1830 x 2440 x 610mm Blue/Orange + Detail

#### Bay Colour Options



For Blue Uprights with Orange Shelves add /BO to the end of your chosen price code.



For Blue Uprights with Grey Shelves add /BG to the end of your chosen price code.


#### Rubber Mallet



MALLET

£5.51


#### Tie Plate



RR8/SET4 Set of 4

£5.07

#### Wall Bracket



RR5/WBKT

£1.43

#### Metal Feet



RR5/SET4 Set of 4

£5.73

#### Floor Fixing



FFM8X50 M8x50

£1.60

Heavy Rivet is perfect for heavy duty items with shelf loads of up to 600kg UDL

[www.richardsonsuk.co.uk](http://www.richardsonsuk.co.uk) | [sales@richardsonsuk.co.uk](mailto:sales@richardsonsuk.co.uk) | Tel: 01642 242228



Available in two different colour schemes

Pricing based on **4 levels**

Wide Open Bays					+Add Extra Shelves	
	H x W x D (mm)	Bay Code	Shelf Load (kg)	Bay Price	Shelf Code	Additional Shelf Price
W915mm	1830 x 915 x 305	RRB/18/09/03/4	600	<b>£145.53</b>	RRS/09/03	<b>£27.07</b>
	1830 x 915 x 457	RRB/18/09/04/4	600	<b>£166.70</b>	RRS/09/04	<b>£33.41</b>
	1830 x 915 x 610	RRB/18/09/06/4	600	<b>£186.54</b>	RRS/09/06	<b>£39.41</b>
	1830 x 915 x 762	RRB/18/09/07/4	600	<b>£212.12</b>	RRS/09/07	<b>£46.86</b>
	1830 x 915 x 915	RRB/18/09/09/4	600	<b>£245.86</b>	RRS/09/09	<b>£56.28</b>
	1830 x 915 x 1220	RRB/18/09/12/4	550	<b>£292.38</b>	RRS/09/12	<b>£69.84</b>
W1220mm	1830 x 1220 x 305	RRB/18/12/03/4	550	<b>£181.25</b>	RRS/12/03	<b>£33.90</b>
	1830 x 1220 x 457	RRB/18/12/04/4	550	<b>£211.02</b>	RRS/12/04	<b>£41.34</b>
	1830 x 1220 x 610	RRB/18/12/06/4	550	<b>£239.46</b>	RRS/12/06	<b>£48.45</b>
	1830 x 1220 x 762	RRB/18/12/07/4	550	<b>£275.18</b>	RRS/12/07	<b>£57.39</b>
	1830 x 1220 x 915	RRB/18/12/09/4	550	<b>£317.30</b>	RRS/12/09	<b>£67.91</b>
	1830 x 1220 x 1220	RRB/18/12/12/4	550	<b>£380.80</b>	RRS/12/12	<b>£83.79</b>
W1525mm	1830 x 1525 x 305	RRB/18/15/03/4	500	<b>£214.77</b>	RRS/15/03	<b>£42.28</b>
	1830 x 1525 x 457	RRB/18/15/04/4	500	<b>£250.27</b>	RRS/15/04	<b>£51.16</b>
	1830 x 1525 x 610	RRB/18/15/06/4	500	<b>£284.45</b>	RRS/15/06	<b>£59.70</b>
	1830 x 1525 x 762	RRB/18/15/07/4	500	<b>£319.28</b>	RRS/15/07	<b>£68.41</b>
	1830 x 1525 x 915	RRB/18/15/09/4	500	<b>£366.03</b>	RRS/15/09	<b>£80.10</b>
	1830 x 1525 x 1220	RRB/18/15/12/4	500	<b>£438.80</b>	RRS/15/12	<b>£98.29</b>
W1830mm	1830 x 1830 x 305	RRB/18/18/03/4	500	<b>£266.58</b>	RRS/18/03	<b>£55.24</b>
	1830 x 1830 x 457	RRB/18/18/04/4	500	<b>£306.94</b>	RRS/18/04	<b>£65.32</b>
	⊙ 1830 x 1830 x 610	RRB/18/18/06/4	500	<b>£345.74</b>	RRS/18/06	<b>£75.03</b>
	1830 x 1830 x 762	RRB/18/18/07/4	500	<b>£384.99</b>	RRS/18/07	<b>£84.84</b>
	1830 x 1830 x 915	RRB/18/18/09/4	500	<b>£436.37</b>	RRS/18/09	<b>£97.68</b>
	1830 x 1830 x 1220	RRB/18/18/12/4	450	<b>£518.40</b>	RRS/18/12	<b>£118.19</b>
W2135mm	1830 x 2135 x 305	RRB/18/21/03/4	450	<b>£300.54</b>	RRS/21/03	<b>£63.72</b>
	1830 x 2135 x 457	RRB/18/21/04/4	450	<b>£345.52</b>	RRS/21/04	<b>£74.97</b>
	1830 x 2135 x 610	RRB/18/21/06/4	450	<b>£388.74</b>	RRS/21/06	<b>£85.77</b>
	1830 x 2135 x 762	RRB/18/21/07/4	450	<b>£432.84</b>	RRS/21/07	<b>£96.80</b>
	1830 x 2135 x 915	RRB/18/21/09/4	450	<b>£488.85</b>	RRS/21/09	<b>£110.80</b>
	1830 x 2135 x 1220	RRB/18/21/12/4	425	<b>£579.92</b>	RRS/21/12	<b>£133.57</b>
W2440mm	1830 x 2440 x 305	RRB/18/24/03/4	400	<b>£341.55</b>	RRS/24/03	<b>£73.98</b>
	1830 x 2440 x 457	RRB/18/24/04/4	400	<b>£395.14</b>	RRS/24/04	<b>£87.37</b>
	⊙ 1830 x 2440 x 610	RRB/18/24/06/4	400	<b>£447.39</b>	RRS/24/06	<b>£100.44</b>
	1830 x 2440 x 762	RRB/18/24/07/4	400	<b>£521.04</b>	RRS/24/07	<b>£118.85</b>
	1830 x 2440 x 915	RRB/18/24/09/4	400	<b>£589.62</b>	RRS/24/09	<b>£135.99</b>
	1830 x 2440 x 1220	RRB/18/24/12/4	400	<b>£705.38</b>	RRS/24/12	<b>£164.93</b>

ⓘ Price includes four levels, uprights, plastic feet, face and side beams, deck supports\* and chipboard decks for all levels (\*except 915mm wide).



⊙ Rivet Racking 1830 x 1830 x 610mm Blue/Grey

Extra Height	Code	Price
bays 1980mm	RRB/19/-/-/-	<b>£3.97</b>
bays 2135mm	RRB/21/-/-/-	<b>£7.06</b>
bays 2440mm	RRB/24/-/-/-	<b>£14.33</b>
bays 2745mm	RRB/27/-/-/-	<b>£20.51</b>
bays 3050mm	RRB/30/-/-/-	<b>£29.55</b>
bays 3660mm	RRB/36/-/-/-	<b>£41.90</b>



HEAVY RIVET

Our Heavy Rivet range is available in six different heights and six depths

[www.richardsonsuk.co.uk](http://www.richardsonsuk.co.uk) | [sales@richardsonsuk.co.uk](mailto:sales@richardsonsuk.co.uk) | Tel: 01642 242228

Made with high quality, robust materials



#### Bay Colour Options




For Blue Uprights with Orange Shelves add /BO to the end of your chosen price code.




For Blue Uprights with Grey Shelves add /BG to the end of your chosen price code.



Strong & Sturdy shelf capacities up to 600kg



Deck Supports add strength to shelf levels




#### Rubber Mallet



MALLET

£5.51

#### Tie Plate



RR8/SET4 Set of 4

£5.07

#### Wall Bracket



RR5/WBKT

£1.43

#### Metal Feet



RR5/SET4 Set of 4

£5.73

#### Floor Fixing



FFM8X50 M8x50

£1.60


Heavy Rivet is perfect for heavy duty items with shelf loads of up to 600kg UDL

[www.richardsonsuk.co.uk](http://www.richardsonsuk.co.uk) | [sales@richardsonsuk.co.uk](mailto:sales@richardsonsuk.co.uk) | Tel: 01642 242228

# Perfect for the warehouse, storeroom or workshop

Pricing based on **5 levels**

Wide Open Bays					+Add Extra Shelves	
	H x W x D (mm)	Bay Code	Shelf Load (kg)	Bay Price	Shelf Code	Additional Shelf Price
W915mm	1830 x 915 x 305	RRB/18/09/03/5	600	<b>£172.60</b>	RRS/09/03	<b>£27.07</b>
	⊙ 1830 x 915 x 457	RRB/18/09/04/5	600	<b>£200.10</b>	RRS/09/04	<b>£33.41</b>
	1830 x 915 x 610	RRB/18/09/06/5	600	<b>£225.96</b>	RRS/09/06	<b>£39.41</b>
	1830 x 915 x 762	RRB/18/09/07/5	600	<b>£258.98</b>	RRS/09/07	<b>£46.86</b>
	1830 x 915 x 915	RRB/18/09/09/5	600	<b>£302.14</b>	RRS/09/09	<b>£56.28</b>
W1220mm	1830 x 915 x 1220	RRB/18/09/12/5	550	<b>£362.23</b>	RRS/09/12	<b>£69.84</b>
	1830 x 1220 x 305	RRB/18/12/03/5	550	<b>£215.15</b>	RRS/12/03	<b>£33.90</b>
	1830 x 1220 x 457	RRB/18/12/04/5	550	<b>£252.36</b>	RRS/12/04	<b>£41.34</b>
	1830 x 1220 x 610	RRB/18/12/06/5	550	<b>£287.92</b>	RRS/12/06	<b>£48.45</b>
	1830 x 1220 x 762	RRB/18/12/07/5	550	<b>£332.57</b>	RRS/12/07	<b>£57.39</b>
W1525mm	1830 x 1220 x 915	RRB/18/12/09/5	550	<b>£385.21</b>	RRS/12/09	<b>£67.91</b>
	1830 x 1220 x 1220	RRB/18/12/12/5	550	<b>£464.59</b>	RRS/12/12	<b>£83.79</b>
	1830 x 1525 x 305	RRB/18/15/03/5	500	<b>£257.05</b>	RRS/15/03	<b>£42.28</b>
	1830 x 1525 x 457	RRB/18/15/04/5	500	<b>£301.42</b>	RRS/15/04	<b>£51.16</b>
	1830 x 1525 x 610	RRB/18/15/06/5	500	<b>£344.15</b>	RRS/15/06	<b>£59.70</b>
W1830mm	1830 x 1525 x 762	RRB/18/15/07/5	500	<b>£387.69</b>	RRS/15/07	<b>£68.41</b>
	1830 x 1525 x 915	RRB/18/15/09/5	500	<b>£446.13</b>	RRS/15/09	<b>£80.10</b>
	1830 x 1525 x 1220	RRB/18/15/12/5	500	<b>£537.08</b>	RRS/15/12	<b>£98.29</b>
	1830 x 1830 x 305	RRB/18/18/03/5	500	<b>£321.82</b>	RRS/18/03	<b>£55.24</b>
	1830 x 1830 x 457	RRB/18/18/04/5	500	<b>£372.26</b>	RRS/18/04	<b>£65.32</b>
W2135mm	⊙ 1830 x 1830 x 610	RRB/18/18/06/5	500	<b>£420.77</b>	RRS/18/06	<b>£75.03</b>
	1830 x 1830 x 762	RRB/18/18/07/5	500	<b>£469.83</b>	RRS/18/07	<b>£84.84</b>
	1830 x 1830 x 915	RRB/18/18/09/5	500	<b>£534.05</b>	RRS/18/09	<b>£97.68</b>
	1830 x 1830 x 1220	RRB/18/18/12/5	450	<b>£636.58</b>	RRS/18/12	<b>£118.19</b>
	1830 x 2135 x 305	RRB/18/21/03/5	450	<b>£364.27</b>	RRS/21/03	<b>£63.72</b>
W2440mm	1830 x 2135 x 457	RRB/18/21/04/5	450	<b>£420.49</b>	RRS/21/04	<b>£74.97</b>
	1830 x 2135 x 610	RRB/18/21/06/5	450	<b>£474.52</b>	RRS/21/06	<b>£85.77</b>
	1830 x 2135 x 762	RRB/18/21/07/5	450	<b>£529.64</b>	RRS/21/07	<b>£96.80</b>
	1830 x 2135 x 915	RRB/18/21/09/5	450	<b>£599.65</b>	RRS/21/09	<b>£110.80</b>
	1830 x 2135 x 1220	RRB/18/21/12/5	425	<b>£713.48</b>	RRS/21/12	<b>£133.57</b>
W2745mm	1830 x 2440 x 305	RRB/18/24/03/5	400	<b>£415.53</b>	RRS/24/03	<b>£73.98</b>
	1830 x 2440 x 457	RRB/18/24/04/5	400	<b>£482.51</b>	RRS/24/04	<b>£87.37</b>
	1830 x 2440 x 610	RRB/18/24/06/5	400	<b>£547.83</b>	RRS/24/06	<b>£100.44</b>
	1830 x 2440 x 762	RRB/18/24/07/5	400	<b>£639.89</b>	RRS/24/07	<b>£118.85</b>
	1830 x 2440 x 915	RRB/18/24/09/5	400	<b>£725.61</b>	RRS/24/09	<b>£135.99</b>
W3050mm	1830 x 2440 x 1220	RRB/18/24/12/5	400	<b>£870.31</b>	RRS/24/12	<b>£164.93</b>



## +For Taller Bays Add Price

Extra Height	Code	Price
Bays 1980mm	RRB/19/-/-/-	<b>£3.97</b>
Bays 2135mm	RRB/21/-/-/-	<b>£7.06</b>
Bays 2440mm	RRB/24/-/-/-	<b>£14.33</b>
Bays 2745mm	RRB/27/-/-/-	<b>£20.51</b>
Bays 3050mm	RRB/30/-/-/-	<b>£29.55</b>
Bays 3660mm	RRB/36/-/-/-	<b>£41.90</b>



⊙ Rivet Racking 1830 x 915 x 457mm Blue/Orange



! Turn to Page 164 for racksack® Mini

ⓘ Price includes five levels, uprights, plastic feet, face and side beams, deck supports\* and chipboard decks for all levels (\*except 915mm wide).



## Solid Steel Decking

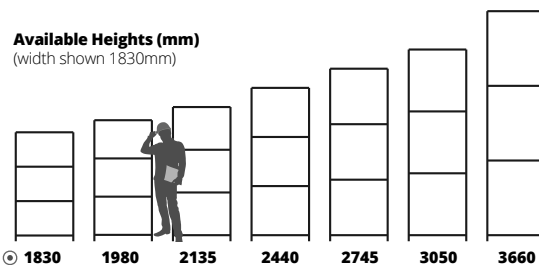


Pricing based on 4 levels

Size - HxWxD (mm)	Bay Code	Shelf Load/Kgs	Bay Price	Shelf Code	Additional
1830 x 915 x 457	RRBSD/18/09/04/4	360	<b>£275.63</b>	RRSSD/09/04	<b>£57.50</b>
1830 x 915 x 610	RRBSD/18/09/06/4	360	<b>£378.82</b>	RRSSD/09/06	<b>£83.29</b>
1830 x 915 x 762	RRBSD/18/09/07/4	360	<b>£438.80</b>	RRSSD/09/07	<b>£98.29</b>
1830 x 915 x 915	RRBSD/18/09/09/4	300	<b>£512.88</b>	RRSSD/09/09	<b>£116.81</b>
1830 x 915 x 1220	RRBSD/18/09/12/4	270	<b>£596.45</b>	RRSSD/09/12	<b>£137.70</b>
1830 x 1220 x 457	RRBSD/18/12/04/4	480	<b>£339.57</b>	RRSSD/12/04	<b>£73.48</b>
1830 x 1220 x 610	RRBSD/18/12/06/4	480	<b>£473.41</b>	RRSSD/12/06	<b>£106.94</b>
1830 x 1220 x 762	RRBSD/18/12/07/4	480	<b>£549.49</b>	RRSSD/12/07	<b>£125.96</b>
1830 x 1220 x 915	RRBSD/18/12/09/4	400	<b>£640.33</b>	RRSSD/12/09	<b>£148.67</b>
1830 x 1220 x 1220	RRBSD/18/12/12/4	360	<b>£742.86</b>	RRSSD/12/12	<b>£174.31</b>
1830 x 1830 x 457	RRBSD/18/18/04/4	500	<b>£496.13</b>	RRSSD/18/04	<b>£112.62</b>
1830 x 1830 x 610	RRBSD/18/18/06/4	500	<b>£691.27</b>	RRSSD/18/06	<b>£161.41</b>
1830 x 1830 x 762	RRBSD/18/18/07/4	500	<b>£799.53</b>	RRSSD/18/07	<b>£188.47</b>
1830 x 1830 x 915	RRBSD/18/18/09/4	500	<b>£923.90</b>	RRSSD/18/09	<b>£219.56</b>
1830 x 1830 x 1220	RRBSD/18/18/12/4	450	<b>£1,064.35</b>	RRSSD/18/12	<b>£254.68</b>
1830 x 2135 x 457	RRBSD/18/21/04/4	450	<b>£567.13</b>	RRSSD/21/04	<b>£130.37</b>
1830 x 2135 x 610	RRBSD/18/21/06/4	450	<b>£792.92</b>	RRSSD/21/06	<b>£186.82</b>
1830 x 2135 x 762	RRBSD/18/21/07/4	450	<b>£917.28</b>	RRSSD/21/07	<b>£217.91</b>
1830 x 2135 x 915	RRBSD/18/21/09/4	450	<b>£1,058.40</b>	RRSSD/21/09	<b>£253.19</b>
1830 x 2135 x 1220	RRBSD/18/21/12/4	425	<b>£1,217.82</b>	RRSSD/21/12	<b>£293.04</b>
1830 x 2440 x 457	RRBSD/18/24/04/4	400	<b>£647.17</b>	RRSSD/24/04	<b>£150.38</b>
1830 x 2440 x 610	RRBSD/18/24/06/4	400	<b>£907.80</b>	RRSSD/24/06	<b>£215.54</b>
1830 x 2440 x 762	RRBSD/18/24/07/4	400	<b>£1,052.45</b>	RRSSD/24/07	<b>£251.70</b>
1830 x 2440 x 915	RRBSD/18/24/09/4	400	<b>£1,214.29</b>	RRSSD/24/09	<b>£292.16</b>
1830 x 2440 x 1220	RRBSD/18/24/12/4	400	<b>£1,400.40</b>	RRSSD/24/12	<b>£338.69</b>

all bays come with uprights, plastic feet, perimeter beams, deck supports &amp; galvanised steel decking.

● Rivet Racking 1830 x 1830 x 610mm Blue/Grey

Available Heights (mm)  
(width shown 1830mm)

## +For Taller Bays Add Price

Extra Height	Code	Price
Bays 1980mm	RRB/19/-/-/-	<b>£3.97</b>
Bays 2135mm	RRB/21/-/-/-	<b>£7.06</b>
Bays 2440mm	RRB/24/-/-/-	<b>£14.33</b>
Bays 2745mm	RRB/27/-/-/-	<b>£20.51</b>
Bays 3050mm	RRB/30/-/-/-	<b>£29.55</b>
Bays 3660mm	RRB/36/-/-/-	<b>£41.90</b>

## Tie Plate

RR8/SET4 Set of 4 **£5.07**


## Wall Bracket

RR5/WBKT **£1.43**

## Metal Feet

RR5/SET4 Set of 4 **£5.73**

## Floor Fixing

FFM8X50 M8x50 **£1.60**

Our Heavy Rivet is designed for even the toughest workplace. Call now to order yours

www.richardsonsuk.co.uk | sales@richardsonsuk.co.uk | Tel: 01642 242228

# Wire Mesh Decking

Pricing based on **4 levels**



## +For Taller Bays Add Price

Extra Height	Code	Price
bays 1980mm	RRB/19/-/-/4	<b>£3.97</b>
bays 2135mm	RRB/21/-/-/4	<b>£7.06</b>
bays 2440mm	RRB/24/-/-/4	<b>£14.33</b>
bays 2745mm	RRB/24/-/-/4	<b>£20.51</b>
bays 3050mm	RRB/30/-/-/4	<b>£29.55</b>
bays 3660mm	RRB/36/-/-/4	<b>£41.90</b>

## Rubber Mallet



MALLET **£5.51**

## Tie Plate



RR8/SET4 Set of 4 **£5.07**

## Wall Bracket



RR5/WBKT **£1.43**

## Metal Feet



RR5/SET4 Set of 4 **£5.73**

## Floor Fixing



FFM8X50 M8x50 **£1.60**

Size - HxWxD (mm)	Bay Code	Shelf Load/Kgs	Bay Price	Shelf Code	Additional
1830 x 915 x 457	RRBWD/18/09/04/4	600	<b>£228.44</b>	RRSWD/09/04	<b>£45.70</b>
1830 x 915 x 610	RRBWD/18/09/06/4	600	<b>£259.75</b>	RRSWD/09/06	<b>£53.53</b>
1830 x 915 x 762	RRBWD/18/09/07/4	600	<b>£295.03</b>	RRSWD/09/07	<b>£62.35</b>
1830 x 915 x 915	RRBWD/18/09/09/4	600	<b>£338.91</b>	RRSWD/09/09	<b>£73.32</b>
1830 x 915 x 1220	RRBWD/18/09/12/4	550	<b>£407.93</b>	RRSWD/09/12	<b>£90.57</b>
1830 x 1220 x 457	RRBWD/18/12/04/4	550	<b>£275.18</b>	RRSWD/12/04	<b>£57.39</b>
1830 x 1220 x 610	RRBWD/18/12/06/4	550	<b>£312.67</b>	RRSWD/12/06	<b>£66.76</b>
1830 x 1220 x 762	RRBWD/18/12/07/4	550	<b>£355.67</b>	RRSWD/12/07	<b>£77.51</b>
1830 x 1220 x 915	RRBWD/18/12/09/4	550	<b>£405.50</b>	RRSWD/12/09	<b>£89.96</b>
1830 x 1220 x 1220	RRBWD/18/12/12/4	550	<b>£490.61</b>	RRSWD/12/12	<b>£111.24</b>
1830 x 1830 x 457	RRBWD/18/18/04/4	500	<b>£401.75</b>	RRSWD/18/04	<b>£89.03</b>
1830 x 1830 x 610	RRBWD/18/18/06/4	500	<b>£453.13</b>	RRSWD/18/06	<b>£101.87</b>
1830 x 1830 x 762	RRBWD/18/18/07/4	500	<b>£512.00</b>	RRSWD/18/07	<b>£116.59</b>
1830 x 1830 x 915	RRBWD/18/18/09/4	500	<b>£575.95</b>	RRSWD/18/09	<b>£132.58</b>
1830 x 1830 x 1220	RRBWD/18/18/12/4	450	<b>£687.30</b>	RRSWD/18/12	<b>£160.41</b>
1830 x 2135 x 457	RRBWD/18/21/04/4	450	<b>£455.55</b>	RRSWD/21/04	<b>£102.48</b>
1830 x 2135 x 610	RRBWD/18/21/06/4	450	<b>£513.10</b>	RRSWD/21/06	<b>£116.87</b>
1830 x 2135 x 762	RRBWD/18/21/07/4	450	<b>£579.69</b>	RRSWD/21/07	<b>£133.51</b>
1830 x 2135 x 915	RRBWD/18/21/09/4	450	<b>£649.59</b>	RRSWD/21/09	<b>£150.99</b>
1830 x 2135 x 1220	RRBWD/18/21/12/4	425	<b>£777.04</b>	RRSWD/21/12	<b>£182.85</b>
1830 x 2440 x 457	RRBWD/18/24/04/4	400	<b>£518.40</b>	RRSWD/24/04	<b>£118.19</b>
1830 x 2440 x 610	RRBWD/18/24/06/4	400	<b>£586.31</b>	RRSWD/24/06	<b>£135.17</b>
1830 x 2440 x 762	RRBWD/18/24/07/4	400	<b>£685.76</b>	RRSWD/24/07	<b>£160.03</b>
1830 x 2440 x 915	RRBWD/18/24/09/4	400	<b>£769.55</b>	RRSWD/24/09	<b>£180.98</b>
1830 x 2440 x 1220	RRBWD/18/24/12/4	400	<b>£928.53</b>	RRSWD/24/12	<b>£220.72</b>

all bays come with uprights, plastic feet, perimeter beams, deck supports & wire mesh decking.

● Rivet Racking 1830 x 1830 x 610mm Blue/Grey



RIVET RACKING


Did you know our Heavy Rivet Bays offer heights of up to 3660mm?

[www.richardsonsuk.co.uk](http://www.richardsonsuk.co.uk) | [sales@richardsonsuk.co.uk](mailto:sales@richardsonsuk.co.uk) | Tel: 01642 242228

# Our lowest priced Rivet Shelving system



Run of J Rivet bays connected with Tie Plates

Rubber Mallet	Tie Plate	Wall Bracket	Metal Feet	Floor Fixing
				
MALLET £5.51	RR8/SET4 Set of 4 £5.07	RR5/WBKT £1.43	RR5/SET4 Set of 4 £5.73	FFM8X50 M8x50 £1.60

## J RIVET

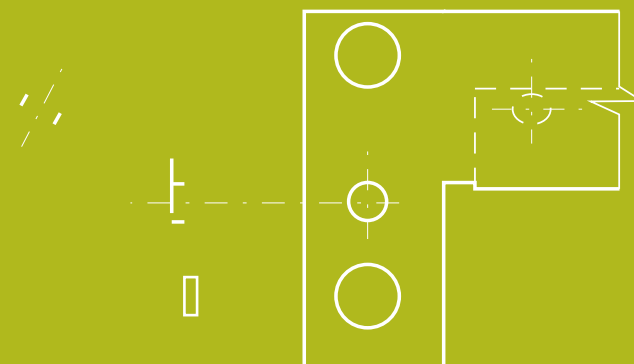
### Fully flexible, low cost shelving system

Our J Rivet system offers unbeatable strength at an incredible price, manufactured to the high quality you have come to expect from one of the UK's leading suppliers.

The shallow J beam profile provides increased storage capacity whilst maintaining excellent strength. To maximise flexibility, our J Rivet range is compatible with our incredible Heavy Rivet range.

The system is simple to erect yet has all the strength you are likely to need with a bay load of up to 2800kg. The bays simply tap together with a rubber mallet so you can organize your storage in a fraction of the time it can take with more traditional systems.

With the average time to assemble a bay being just 5 minutes, you will be amazed at how easy it is to create large installations.



J Rivet beam profile

J Rivet increases storage density with its 30mm slim beam profile.

[www.richardsonsuk.co.uk](http://www.richardsonsuk.co.uk) | [sales@richardsonsuk.co.uk](mailto:sales@richardsonsuk.co.uk) | Tel: 01642 242228

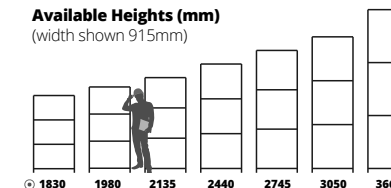


# Strong, sturdy and simple to build

Pricing based on **5 levels**



**Available Heights (mm)**  
(width shown 915mm)



J Rivet Bays					+Add Extra Shelf	
	H x W x D (mm)	Bay Code	Shelf Load (kg)	Bay Price	Shelf Code	Additional Shelf Price
W915mm	1830 x 915 x 305	JRB/18/09/03/5/BG	150	<b>£134.73</b>	JRS/09/03/GY	<b>£18.08</b>
	1830 x 915 x 457	JRB/18/09/04/5/BG	150	<b>£157.05</b>	JRS/09/04/GY	<b>£22.55</b>
	1830 x 915 x 610	JRB/18/09/06/5/BG	150	<b>£179.38</b>	JRS/09/06/GY	<b>£27.01</b>
W1220mm	1830 x 1220 x 305	JRB/18/12/03/5/BG	120	<b>£159.53</b>	JRS/12/03/GY	<b>£23.04</b>
	1830 x 1220 x 457	JRB/18/12/04/5/BG	120	<b>£187.09</b>	JRS/12/04/GY	<b>£28.55</b>
	1830 x 1220 x 610	JRB/18/12/06/5/BG	120	<b>£214.66</b>	JRS/12/06/GY	<b>£34.07</b>

① Price includes five levels, uprights, plastic feet, face and side beams and chipboard decks for all levels

+For Taller Bays Add Price		
Extra Height	Code	Price
bays 1980mm	RRB/19/-/-/5	<b>£3.97</b>
bays 2135mm	RRB/21/-/-/5	<b>£7.06</b>
bays 2440mm	RRB/24/-/-/5	<b>£14.33</b>
bays 2745mm	RRB/27/-/-/5	<b>£20.51</b>
bays 3050mm	RRB/30/-/-/5	<b>£29.55</b>
bays 3660mm	RRB/36/-/-/5	<b>£41.90</b>

⦿ J Rivet Bay 1830 x 915 x 457mm



Available with plastic bins



! **Turn to Page 110**  
for J Rivet with Plastic Bins

Did you know our Heavy Rivet Bays offer heights of up to 3660mm?

[www.richardsonsuk.co.uk](http://www.richardsonsuk.co.uk) | [sales@richardsonsuk.co.uk](mailto:sales@richardsonsuk.co.uk) | Tel: 01642 242228



**J RIVET**

**25**

Pricing based on 4 levels

from  
**£218.<sup>52</sup>**

Medium Duty Rivet 1830 x 1830 x 610mm

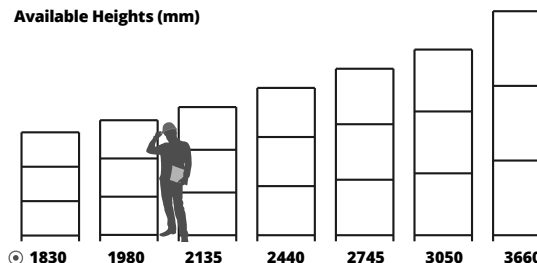
**MEDIUM RIVET**

Our Medium Rivet uses a lighter 1830mm "L" shape face beam, which offers shelf loads of up to 300kgs (UDL). Medium Rivet is a cost effective solution for storing long or bulky items.

Medium Rivet bays are available in depths from 305mm to 1220mm deep and are compatible with any of the standard upright heights from the Heavy duty range.



Available Heights (mm)

**Rubber Mallet**

MALLET

**£5.51****Tie Plate**

RR8/SET4

Set of 4

**£5.07****Wall Bracket**

RR5/WBKT

**£1.43****Metal Feet**

RR5/SET4

Set of 4

**£5.73****Floor Fixing**

FFM8x50

M8x50

**£1.60**

Medium Rivet Bays			+Adding Extra Shelf		
H x W x D (mm)	Bay Code	Shelf Load (kg)	Bay Price	Shelf Code	Additional Shelf Price
1830 x 1830 x 305	MRB/18/18/03/4/BG	300	<b>£218.52</b>	MRS/18/03/GY	<b>£43.22</b>
1830 x 1830 x 457	MRB/18/18/04/4/BG	300	<b>£258.87</b>	MRS/18/04/GY	<b>£53.31</b>
1830 x 1830 x 610	MRB/18/18/06/4/BG	300	<b>£297.68</b>	MRS/18/06/GY	<b>£63.01</b>
1830 x 1830 x 762	MRB/18/18/07/4/BG	280	<b>£336.92</b>	MRS/18/07/GY	<b>£72.82</b>
1830 x 1830 x 915	MRB/18/18/09/4/BG	250	<b>£388.30</b>	MRS/18/09/GY	<b>£85.66</b>
1830 x 1830 x 1220	MRB/18/18/12/4/BG	230	<b>£470.33</b>	MRS/18/12/GY	<b>£106.17</b>

Price includes four levels, uprights, plastic feet, face and side beams, deck supports and chipboard decks

+For Taller Bays Add Price		
Extra Height	Code	Price
bays 1980mm	RRB/19/-/-/4	<b>£3.97</b>
bays 2135mm	RRB/21/-/-/4	<b>£7.06</b>
bays 2440mm	RRB/24/-/-/4	<b>£14.33</b>
bays 2745mm	RRB/27/-/-/4	<b>£20.51</b>
bays 3050mm	RRB/30/-/-/4	<b>£29.55</b>
bays 3660mm	RRB/36/-/-/4	<b>£41.90</b>

Remember, if your shelving height to depth ratio is greater than 4:1, the bay should be fixed to the floor or to the wall.

[www.richardsonsuk.co.uk](http://www.richardsonsuk.co.uk) | [sales@richardsonsuk.co.uk](mailto:sales@richardsonsuk.co.uk) | Tel: 01642 242228

## RIVET 400 KITS

Rivet 400 Kits come ready boxed for ease of picking and transport.

Each bay contains 2 boxes and 4 chipboard levels, making it very simple to pick and deliver. Ideal for you to stock and supply directly to your customers. 33 bays of one size will only take up 4 pallet spaces.



from  
**£253.<sup>58</sup>**



Turn to Page 162  
for Labelling & Ticketing

Rivet Blue 400 kit		
H x W x D (mm)	Bay Code	Price
⊙ RRBX/KITA	1830mm high c/w 4 levels - 1830x457mm - 400kgs UDL	<b>£253.58</b>
RRBX/KITB	1830mm high c/w 4 levels - 1830x610mm - 400kgs UDL	<b>£291.06</b>

① Price includes four levels, uprights, plastic feet, face & side beams, deck supports & 12mm chipboard decking

⊙ 1830mm high c/w 4 levels - 1830x457mm

These Rivet 400 Kits Ships as 3 easy packages - Uprights/Beams/Decking

[www.richardsonsuk.co.uk](http://www.richardsonsuk.co.uk) | [sales@richardsonsuk.co.uk](mailto:sales@richardsonsuk.co.uk) | Tel: 01642 242228

RIVET 400 KITS

27



## RIVET DIVIDER SYSTEM


Our Rivet Divider System provides an effective way to store loose or awkward items. The bays provide multiple locations for separating individual products.

The system uses our Heavy Rivet Racking solution with bespoke shelves, dividers and cladding. This creates a cost effective divider system with strength and easy installation. As well as standard bays we can offer bespoke designs.

❶ Will suit any height or depth



❷ Fix divider to any position



### Bay Colour Options



For Blue Uprights with Orange Shelves add /BO to the end of your chosen price code.



For Blue Uprights with Grey Shelves add /BG to the end of your chosen price code.

from  
**£355.<sup>45</sup>**

**500**  
KG  
Shelf Load

**2800**  
KG  
Bay Load

**5**  
YEAR  
Guarantee

**5**  
DAYS  
Delivery

**10**  
MINS  
Assembly

**Boltless**



● Rivet Divider System 1830 x 1525 x 457 mm

Heavy Rivet Divider System				+ Extra Compartment Dividers			+ Side Cladding (1830mm high - Price per Frame)		
H x W x D (mm)	Bay Code	Shelf Load (kgs)	Bay Price	D x H (mm)	Code	Price	H x D (mm)	Code	Price
1830 x 1525 x 457	RRCD/18/15/04/4	500	<b>£355.45</b>	457 x 571	RRCD/45/57	<b>£11.69</b>	1830 x 457	ZRC/18/04/SC	<b>£22.93</b>
1830 x 1525 x 610	RRCD/18/15/06/4	500	<b>£400.04</b>	610 x 571	RRCD/61/57	<b>£12.84</b>	1830 x 610	ZRC/18/06/SC	<b>£29.82</b>
1830 x 1830 x 457	RRCD/18/18/04/4	500	<b>£412.11</b>	457 x 571	RRCD/45/57	<b>£11.69</b>	1830 x 457	ZRC/18/04/SC	<b>£22.93</b>
1830 x 1830 x 610	RRCD/18/18/06/4	500	<b>£461.34</b>	610 x 571	RRCD/61/57	<b>£12.84</b>	1830 x 610	ZRC/18/06/SC	<b>£29.82</b>
1830 x 2440 x 457	RRCD/18/24/04/4	400	<b>£500.31</b>	457 x 571	RRCD/45/57	<b>£11.69</b>	1830 x 457	ZRC/18/04/SC	<b>£22.93</b>
1830 x 2440 x 610	RRCD/18/24/06/4	400	<b>£562.99</b>	610 x 571	RRCD/61/57	<b>£12.84</b>	1830 x 610	ZRC/18/06/SC	<b>£29.82</b>

❶ All bays are supplied with four levels, uprights, plastic feet, perimeter beams, deck supports, chipboard decking, dividers, brackets and fixings. Dividers are supplied with brackets. Side cladding is constructed from 16mm Chipboard and is supplied with all required fixings and washers. (Some drilling and fixing required). Available in blue/grey and blue/orange.

Pricing based on **4 levels**

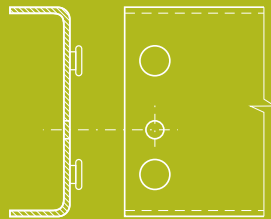
Remember, if your shelving height to depth ratio is greater than 4:1, the bay should be fixed to the floor or to the wall.

[www.richardsonsuk.co.uk](http://www.richardsonsuk.co.uk) | [sales@richardsonsuk.co.uk](mailto:sales@richardsonsuk.co.uk) | Tel: 01642 242228

## HEAVY RIVET MFC

The Heavy Rivet MFC offers the same incredible rigidity of the standard model combined with clean, wipe down melamine shelving.

Heavy Rivet MFC offers incredible shelf loading capacities of up to 500kg. The hard wearing edged White MFC shelving finish offers additional resilience and is extremely easy to maintain.



Heavy Rivet beam profile 1830, 2135 & 2440 wide

Heavy Rivet MFC Bays			+Adding Extra Shelf		
H x W x D (mm)	Bay Code	Shelf Load (kg)	Bay Price	Shelf Code	Additional Shelf Price
1830 x 915 x 610	RRB/M/18/09/06/4	600	<b>£217.85</b>	RRS/M/09/06	<b>£43.05</b>
1830 x 915 x 762	RRB/M/18/09/07/4	600	<b>£245.86</b>	RRS/M/09/07	<b>£50.05</b>
1830 x 915 x 915	RRB/M/18/09/09/4	600	<b>£285.55</b>	RRS/M/09/09	<b>£59.98</b>
1830 x 1220 x 610	RRB/M/18/12/06/4	550	<b>£258.21</b>	RRS/M/12/06	<b>£53.14</b>
1830 x 1220 x 762	RRB/M/18/12/07/4	550	<b>£291.28</b>	RRS/M/12/07	<b>£61.41</b>
1830 x 1220 x 915	RRB/M/18/12/09/4	550	<b>£336.26</b>	RRS/M/12/09	<b>£72.65</b>
1830 x 1830 x 610	RRB/M/18/18/06/4	500	<b>£364.93</b>	RRS/M/18/06	<b>£79.82</b>
1830 x 1830 x 762	RRB/M/18/18/07/4	500	<b>£408.37</b>	RRS/M/18/07	<b>£90.68</b>
1830 x 1830 x 915	RRB/M/18/18/09/4	500	<b>£463.71</b>	RRS/M/18/09	<b>£104.52</b>
1830 x 2440 x 610	RRB/M/18/24/06/4	400	<b>£472.75</b>	RRS/M/24/06	<b>£106.78</b>
1830 x 2440 x 762	RRB/M/18/24/07/4	400	<b>£530.74</b>	RRS/M/24/07	<b>£121.28</b>
1830 x 2440 x 915	RRB/M/18/24/09/4	400	<b>£600.42</b>	RRS/M/24/09	<b>£138.69</b>

Heavy Rivet MFC Bays come with four White melamine shelf levels as standard. Bay price also includes uprights, plastic feet, face and side beams.

Pricing based on 4 levels



+For Taller Bays Add Price		
Extra Height	Code	Price
bays 1980mm	RRB/M/19/--/--/4	<b>£3.97</b>
bays 2135mm	RRB/M/21/--/--/4	<b>£7.06</b>
bays 2440mm	RRB/M/24/--/--/4	<b>£14.33</b>
bays 2745mm	RRB/M/27/--/--/4	<b>£20.51</b>
bays 3050mm	RRB/M/30/--/--/4	<b>£29.55</b>
bays 3660mm	RRB/M/36/--/--/4	<b>£41.90</b>

### Bay Colour Options



For Blue Uprights with Orange Shelves add /BO to the end of your chosen price code.



For Blue Uprights with Grey Shelves add /BG to the end of your chosen price code.

HEAVY RIVET MFC

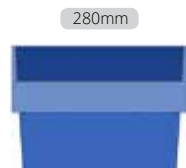



# Shelf Bins & Additional Dividers

**If you need a strong, robust and versatile bin storage solution, at a competitive price – then look no further.**

Our new range of Shelf Bins have been designed to offer a range of bins in “Big Sizes” for storing large parts or increased volumes. They can fit both small parts shelving systems as well as larger bays, such as Rivet or Longspan.

They have many new features, such as internal dividers that securely locate into 7 different locations. There is also an integral back stop allowing the bin to be suspended out from the shelving, for ease of picking.

With a semi-open front and a large labelling area below, ensures items can be identified quickly. The bins are available in Blue shockproof plastic and can be nested when not in use to save space.



Shelf Bins			
D x W x H(mm)	Code	Colour	Price
300x280x200mm	SFB302820	Blue	<b>£8.51</b>
450x280x200mm	SFB452820	Blue	<b>£12.39</b>
450x420x200mm	SFB454220	Blue	<b>£17.43</b>
600x280x200mm	SFB602820	Blue	<b>£15.54</b>
600x420x200mm	SFB604220	Blue	<b>£23.31</b>

Add Dividers			
W x H(mm)	Code	Colour	Price
280x200mm	SFD2820	Black	<b>£2.42</b>
420x200mm	SFD4220	Black	<b>£3.36</b>

## Features

- 1 Integral back stop
- 2 Profiled sides for extra strength
- 3 Nestable design – space saving
- 4 Large labelling area
- 5 Semi-open fronted design
- 6 7 divider positions in each bin
- 7 Dividers positively slot into the bin

**Rivet racking with shelf bins provides high density small parts solutions.**

[www.richardsonsuk.co.uk](http://www.richardsonsuk.co.uk) | [sales@richardsonsuk.co.uk](mailto:sales@richardsonsuk.co.uk) | Tel: 01642 242228



# Rivet Racking Bays with Bins

Pricing based on 7 levels



from  
**£379.<sup>82</sup>**



from  
**£476.<sup>08</sup>**



from  
**£483.<sup>01</sup>**



RIVET RACKING SHELF BINS

Rivet Racking with 280mm Shelf Bins			
H x W x D (mm)	Bin Qty	Code	Price
1980 x 915 x 305	18	RRSFB03A	<b>£379.82</b>
1980 x 915 x 457	18	RRSFB04A	<b>£489.94</b>
1980 x 915 x 610	18	RRSFB06A	<b>£584.50</b>

① Price includes Rivet Racking bay with 7 shelf levels and 18 No. shelf bins 280mm wide.(Dividers not included)

Rivet Racking with 420mm Shelf Bins			
H x W x D (mm)	Bin Qty	Code	Price
1980 x 915 x 457	12	RRSFB04B	<b>£476.08</b>
1980 x 915 x 610	12	RRSFB06B	<b>£584.50</b>

① Price includes Rivet Racking bay with 7 shelf levels and 12 No. 420mm wide shelf bins.(Dividers not included)

Rivet Racking with mixed 420mm & 280mm Shelf Bins			
H x W x D (mm)	Bin Qty	Code	Price
1980 x 915 x 457	15	RRSFB04C	<b>£483.01</b>
1980 x 915 x 610	15	RRSFB06C	<b>£584.50</b>

Price includes Rivet Racking bay with 7 shelf levels and ① 9 No. 280mm and 6 No. 420mm wide shelf bins. (Dividers not included)

If you can't find the right configuration for your application, please contact the sales team as they are here to help!

[www.richardsonsuk.co.uk](http://www.richardsonsuk.co.uk) | [sales@richardsonsuk.co.uk](mailto:sales@richardsonsuk.co.uk) | Tel: 01642 242228

# Keep cable reels organised

## A new solution for organising and dispensing cable and items stored in reels.

The simple side beam supports a 25mm diameter tube which can hold a variety of drums or reels. The beam is notched so the tubes can be placed in 5 different positions. Each level is then fitted with a face beam to enable the material to be passed to the user and conveniently cut to length.

The units come as either static racks or as a low level mobile trolley. Bays are available in either 915 or 1220mm wide and 610mm deep.



● Cable Reel Trolley 915 x 915 x 610 mm



5 different positions for the tube



Braked castors for additional safety



Cable Reel Trolley 915 x 915 x 610 mm  
● Cable Reel Rack 1830 x 915 x 610 mm

### Mobile Cable Reel Storage / Bench

H x W x D (mm)	Code	Tube Load (kg)	Price
● 880 x 915 x 610	RRCT/09/09/06/2/BG	70	<b>£296.79</b>

Price includes uprights, base frame with swivel castors (2 braked), chipboard decks and two levels with notched beams, support beams and 4 zinc coated tubes



### Cable Reel Rack - 1830mm high

H x W x D (mm)	Code	Tube Load (kg)	Price
● 1830 x 915 x 610	RRCB/18/09/06/4/BG	70	<b>£275.63</b>
1830 x 1220 x 610	RRCB/18/12/06/4/BG	60	<b>£332.07</b>

Price includes uprights, plastic feet, chipboard decks and four levels with notched beams, support beams and 8 zinc coated tubes

If you cannot find the right size for your application, please call us for more customised options.

[www.richardsonsuk.co.uk](http://www.richardsonsuk.co.uk) | [sales@richardsonsuk.co.uk](mailto:sales@richardsonsuk.co.uk) | Tel: 01642 242228



## RIVET GARMENT RACKS

The perfect storage solution for any bulk garment hanging requirement. All constructed from Rivet racking components for simplicity and ease of assembly.

The 25mm zinc coated tube slots into place on the notched beams and can be located in five different positions. This can provide a single rail centrally positioned or two rails located on each face of the rack providing twice the capacity. Each storage level can be adjusted every 38mm.



Two single rail garment bays connected with tie plates

## Bulk garment hanging storage solution



Single Rail Garment Bay 2135 x 915 x 610 mm



Double Rail Garment Bay 2135 x 915 x 610 mm

### Single Rail Garment Bay - 2 Levels

H x W x D (mm)	Code	Tube Load (kg)	Bay
2135 x 915 x 610	RRGB/SG/21/09/06/2/BG	70	<b>£126.62</b>
2135 x 1220 x 610	RRGB/SG/21/12/06/2/BG	60	<b>£151.32</b>

### Double Rail Garment Bay - 2 Levels

H x W x D (mm)	Code	Tube Load (kg)	Bay
2135 x 915 x 610	RRGB/DG/21/09/06/2/BG	70	<b>£149.01</b>
2135 x 1220 x 610	RRGB/DG/21/12/06/2/BG	60	<b>£181.30</b>

Price includes uprights, plastic feet, chipboard decks for top and bottom shelves, two levels with notched beams, support beams and 2 or 4 zinc coated tubes





# Utilise space with our high density Archive solution



● Double Box Deep Rivet Archive 3050 x 1830 x 915 with 100 boxes on 5 levels



MALLET

£5.51

## Tie Plate



RR8/SET4 Set of 4

£5.07

## Wall Bracket



RR5/WBKT

£1.43

## Metal Feet



RR5/SET4 Set of 4

£5.73

## Floor Fixing



Floor Fixing M8x50

£1.60

## ARCHIVE STORAGE SOLUTIONS

**Our Rivet Archive range is the perfect solution for high density paper storage and archiving.**

Our range of Archive Storage Solutions is formed of our Heavy Rivet range combined with high quality Heavy Duty Archive boxes. Each individual box offers a loading capacity of up to 20kg, with shelves supporting a UDL of up to 500kg.

Rivet Archive is available in two depths, three heights and two widths and is perfect for the storeroom, workshop or warehouse.

## Need More Boxes?

Our Heavy Duty Archive box and lid are designed to hold 20kgs of paper. The robust construction means documents will be securely and safely stored. The boxes come flat packed and are easy to assemble. Boxes come with handle holes for easy transportation and the internal dimensions are 250H x 330W x 390D.



**£47.<sup>96</sup>**  
per pack

H x W x D (mm)	Code	Price
270 x 350 x 430	AK0020AB/10	<b>£47.96</b>

For storing small components, please check our high density storage solutions on p.124

[www.richardsonsuk.co.uk](http://www.richardsonsuk.co.uk) | [sales@richardsonsuk.co.uk](mailto:sales@richardsonsuk.co.uk) | Tel: 01642 242228

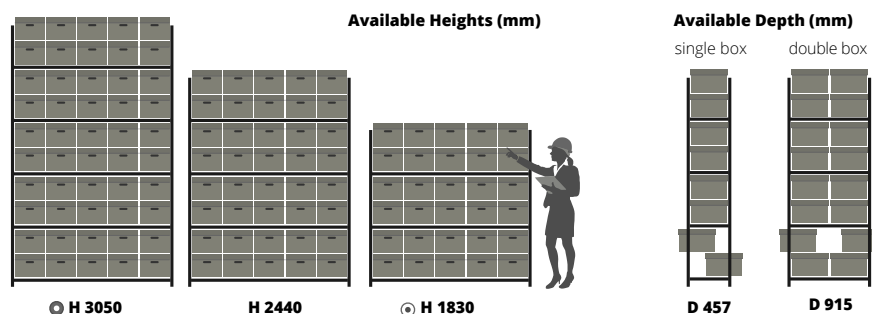
## Rivet Archive - 1525mm Wide



	H x W x D (mm)	Shelf Levels	Code	Box Qty	Price
Single Box Deep Depth 457mm	1830x1525x457mm (1966mm)	3	RRAK15/24	24	<b>£314.21</b>
	2440x1525x457mm (2614mm)	4	RRAK15/32	32	<b>£418.07</b>
	3050x1525x457mm (3262mm)	5	RRAK15/40	40	<b>£522.81</b>
Double Box Deep Depth 915mm	1830x1525x915mm (1966mm)	3	RRAK15/48	48	<b>£516.14</b>
	2440x1525x915mm (2614mm)	4	RRAK15/64	64	<b>£687.30</b>
	3050x1525x915mm (3262mm)	5	RRAK15/80	80	<b>£859.34</b>

\*Height to top of top box

## Rivet Archive - 1830mm Wide



	H x W x D (mm)	Shelf Levels	Code	Box Qty	Price
Single Box Deep Depth 457mm	⊙ 1830x1830x457mm (1966mm)	3	RRAK18/30	30	<b>£385.49</b>
	2440x1830x457mm (2614mm)	4	RRAK18/40	40	<b>£513.10</b>
	3050x1830x457mm (3262mm)	5	RRAK18/50	50	<b>£641.60</b>
Double Box Deep Depth 915mm	1830x1830x915mm (1966mm)	3	RRAK18/60	60	<b>£626.44</b>
	2440x1830x915mm (2614mm)	4	RRAK18/80	80	<b>£834.37</b>
	⊙ 3050x1830x915mm (3262mm)	5	RRAK18/100	100	<b>£1,043.19</b>

\*Height to top of top box

① Price includes uprights, plastic feet, perimeter beams, deck supports, chipboard decks and archive boxes with lids

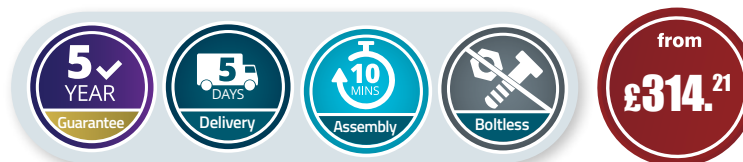
# Rivet Racking Archive Storage



⊙ Single Box Deep Rivet Archive 1830 x 1830 x 457 with 30 boxes on 3 levels



Available in Blue/Orange (/BO) or Blue/Grey (/BG)



RIVET RACKING ARCHIVE